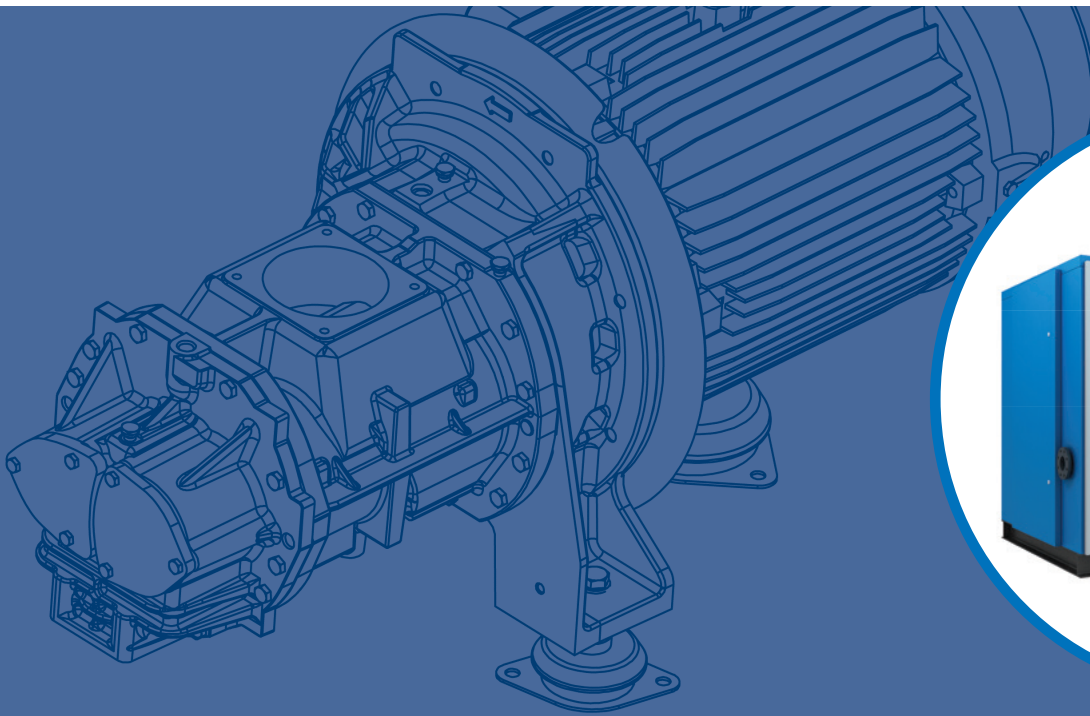


# Largo & Allegro

## Rotary Screw Compressors




LARGO & ALLEGRO 132-315

**ALUP**  
Kompressoren

## ALUP's heritage

Founded in Germany in 1923, the company derives its name of the automotive products that were manufactured in the Köngen' mechanical workshop where ALUP came into existence: Auto-LUft-Pumpen. Only two years later, the first range of piston compressors was being developed, whilst in 1980 rotary screw compressors were added to the product offer.

Over time, experience grew and innovation prospered, leading to today's high quality product portfolio. As such, the name ALUP Kompressoren has become synonymous with innovative technology blended with a strong sense of tradition. Today, ALUP Kompressoren is still operating out of its home town Köngen, where everything started in 1923.



## Driven by technology Designed by experience

Discover what happens when a passion for technology is fused with hands-on industrial experience. Designs evolve towards more practical installation and maintenance, giving you the freedom to focus on your job. Product ranges include the exact machine you need, with the right options for your performance needs. Return on investment is ensured, while your carbon footprint shrinks. And, because we stay close to our customers, we're one step ahead when your needs change.



## The power of the Largo & Allegro range

*The Largo & Allegro 132-315 screw compressors provide high-quality compressed air for a wide range of industrial applications.*

### Ultimate reliability

- Developed and designed by our global engineering team, assembled in multiple production sites.
- Top quality key components from renowned global suppliers.
- Separate oil and air coolers resulting in less thermal shocks and a longer lifetime.
- Designed for harsh conditions and ambient temperatures up to 46°C.



### Superior efficiency and low life cycle cost

- In-house design compression elements.
- Gear drive transmission.
- IE3 Premium Efficiency motor.
- Integrated inverter option for up to 35% energy savings.
- 75% of energy consumption recoverable with energy recovery option.



### Intelligent control

- Air Control 5.1 full-colour 3.5 inch HD screen.
- Intelligent unload cycle control.
- Precise pressure control.
- Warning indications.
- Graphical indication service plan.
- Additional communication possibilities.

### Great serviceability and high uptime

- Long service intervals for lower maintenance costs and higher uptime.
- Excellent accessibility to service components thanks to multiple service doors.
- Extensive service support.

[www.alup.com](http://www.alup.com)



# 10 reasons to choose Alup

Check out these innovative features and see how they provide you with a compressor that is highly efficient, quiet and easy to maintain.

## 1. Element and drive train

- In-house design compression elements
- Gearbox technology ensuring outstanding efficiency and continued reliability
- Spider coupling reduces vibrations and stress and extends lifetime of compression elements and motor

## 2. High efficiency motors

- IE3 Premium Efficiency motor as standard for fixed- and variable speed units
- TEFC IP55 motor (Class F insulation)

## 3. Cooling module


- Separate oil and air cooler for high quality cooling, high reliability and longer lifetime.
- Separate cooling fan driven by IE3 Premium efficiency motor enables energy efficiency, low long-term vibrations on the coolers as well as easy cleaning of the coolers.


## 4. Standard enclosed intake filter

- Improved FAD due to air intake positioning.
- High-quality filtration to maximize oil quality and protect your compression element.
- Low noise levels thanks to design and position of filter.

## 5. Intelligent controller

- The full-colour graphic control of the Air Control 5.1 offers a user-friendly interface to access all the compressor parameters, service notifications and events.
- The various control modes and intelligent algorithms allow the compressor to automatically adapt to demand changes.





## 6. Water separator drain

- Water separator drain as standard to remove excess water and protect downstream equipment.

## 7. In-house designed oil separator vessel

- Integrated minimum pressure valve (MPV) eliminates risk of leakage.
- Long lifetime thanks to cast iron parts.
- Designed for optimal oil separation.

## 8. Separate inverter cubicle

- Optimal cooling ensures a longer lifetime.
- Easy access for maintenance and cleaning.

## 9. Service friendly

- Long lifetime consumables as standard.
- Multiple service doors and easy to reach service components results in quick maintenance, low operating cost and high productivity.

## 10. Improved motor cooling

- Separate cooling flow.
- Suitable for harsh conditions and temperatures up to 46°C.

## Optimize your energy consumption

*Did you know that energy costs represent about 70% of the total operating cost of your compressor over a 5-year period? That's why reducing the energy consumption of your compressed air installation should be a major focus.*

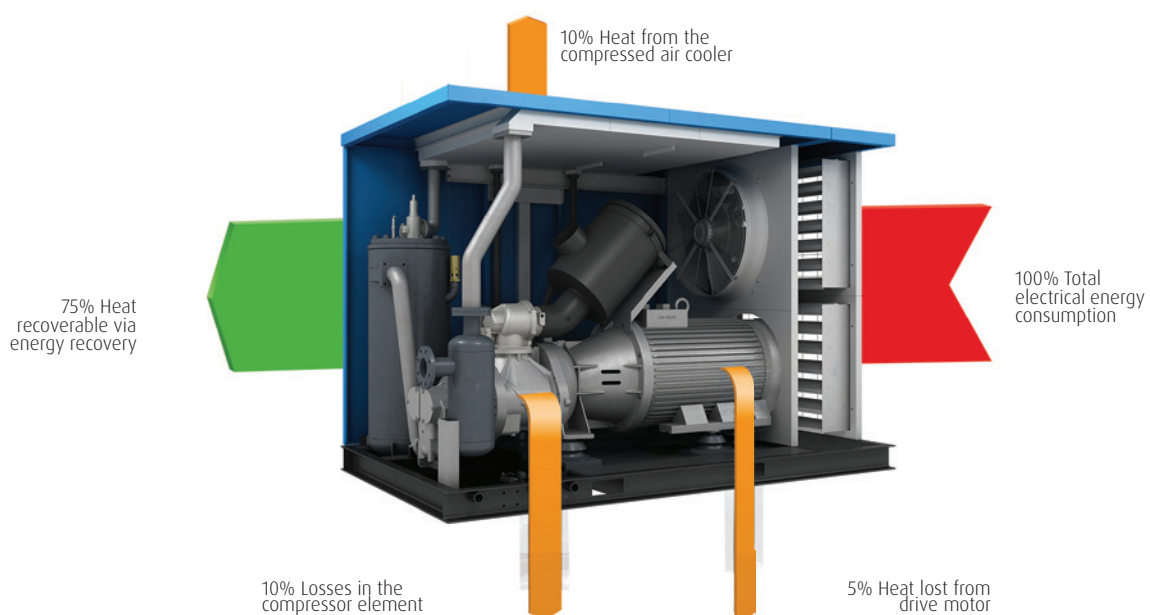
### Variable speed technology

For the right application, variable speed technology, such as on the Allegro variable frequency drive compressor, can cut the energy bill of your compressor by up to 35%. The Allegro reduces energy consumption in the following ways:

- The variable frequency drive compressor matches air supply with demand therefore reducing energy consumption when the demand is lower. If the demand is stable then the Air Control 5.1 guarantees a fixed set pressure.
- No unload cycles above 20% load.
- No peak current due to soft start.

### Energy recovery

*When air is compressed, heat is formed. The excess heat can be captured with an energy recovery option and channeled to other applications allowing you to save energy and cut costs. The energy recovery option integrates a heat exchanger on the oil circuit, which heats up the continuously pressurized water flow. The system is regulated automatically, and in case of limited water cooling capacity, the standard cooling system of the compressor will operate and back up the energy recovery device.*



# Technical data


Fixed speed version	Max working pressure	Reference working pressure	Free air delivery @ reference conditions*			Motor power		Noise level **	Weight	Compressed air output diameter	Dimensions LxWxH
			m <sup>3</sup> /h	l/s	cfm	kW	hp				
<b>Model</b>	<b>bar</b>	<b>bar</b>	<b>m<sup>3</sup>/h</b>	<b>l/s</b>	<b>cfm</b>	<b>kW</b>	<b>hp</b>	<b>dB(A)</b>	<b>kg</b>	<b>"</b>	<b>mm</b>
<b>LARGO 132</b>	7	7	1516	421	892	132	180	77	3300	DN80	2800 x 1755 x 1960
	8	8	1426	396	839						
	10	10	1260	350	742						
	13	13	1087	302	640						
<b>LARGO 160</b>	7	7	1699	472	1000	160	220	78	3650	DN80	2800 x 1755 x 1960
	8	8	1649	458	970						
	10	10	1508	419	888						
	13	13	1314	365	773						
<b>LARGO 200</b>	7	7	2056	571	1210	200	270	79	3950	DN100	3525 x 1755 x 2005
	8	8	1987	552	1170						
	10	10	1818	505	1070						
	13	13	1616	449	951						
<b>LARGO 250</b>	7	7	2491	692	1466	250	340	80	4170	DN100	3525 x 1755 x 2005
	8	8	2358	655	1388						
	10	10	2250	625	1324						
	13	13	1966	546	1157						
<b>LARGO 201</b>	7	7	2351	653	1384	200	270	77	5200	DN125	4800 x 2155 x 2275
	8	8	2203	612	1297						
	10	10	1998	555	1176						
	7	7	2765	768	1627						
<b>LARGO 251</b>	8	8	2538	705	1494	250	340	77	5350	DN125	4800 x 2155 x 2275
	10	10	2362	656	1390						
	7	7	3139	872	1848						
	8	8	3136	871	1845						
<b>LARGO 315</b>	10	10	2894	804	1704	315	420	78	6380	DN125	5100 x 2155 x 2275

Inverter driven version	Max working pressure	Reference working pressure	Free air delivery @ reference conditions*			Motor power		Noise level **	Weight	Compressed air output diameter	Dimensions LxWxH
			m <sup>3</sup> /h	l/s	cfm	kW	hp				
<b>Model</b>	<b>bar</b>	<b>bar</b>	<b>m<sup>3</sup>/h</b>	<b>l/s</b>	<b>cfm</b>	<b>kW</b>	<b>hp</b>	<b>dB(A)</b>	<b>kg</b>	<b>"</b>	<b>mm</b>
<b>ALLEGRO 132</b>	7	7	454-1516	126-421	267-892	132	180	77	3550	DN80	2800 x 1755 x 1960
	8	8	428-1426	119-396	252-839						
	10	10	378-1260	105-350	222-742						
	13	13	328-1087	91-302	193-640						
<b>ALLEGRO 160</b>	7	7	511-1699	142-472	301-1000	160	220	78	3980	DN80	2800 x 1755 x 1960
	8	8	493-1649	137-458	290-970						
	10	10	454-1508	126-419	267-888						
	13	13	396-1314	110-365	233-773						
<b>ALLEGRO 200</b>	7	7	616-2056	171-571	362-1210	200	270	79	4320	DN100	3605 x 2105 x 2020
	8	8	598-1987	166-552	352-1170						
	10	10	547-1818	152-505	322-1070						
	13	13	486-1616	135-449	286-951						
<b>ALLEGRO 250</b>	7	7	749-2491	208-692	441-1466	250	340	80	4530	DN100	3605 x 2105 x 2020
	8	8	709-2358	197-655	417-1388						
	10	10	677-2250	188-625	398-1324						
	13	13	601-1966	167-546	354-1157						
<b>ALLEGRO 201</b>	7	7	706-2351	196-653	415-1384	200	270	77	5550	DN125	4800 x 2155 x 2275
	8	8	659-2203	183-612	388-1297						
	10	10	601-1998	167-555	354-1176						
	7	7	828-2765	230-768	487-1627						
<b>ALLEGRO 251</b>	8	8	763-2538	212-705	449-1494	250	340	77	5750	DN125	4800 x 2155 x 2275
	10	10	709-2362	197-656	417-1390						
	7	7	943-3139	262-872	555-1848						
	8	8	940-3136	261-871	553-1845						
<b>ALLEGRO 315</b>	10	10	868-2894	241-804	511-1704	315	420	78	6900	DN125	5100 x 2155 x 2275

\*Unit performance measured according to ISO 1217, Annex C, latest edition.

\*\*Noise level measured according to ISO 2151.

All technical data for air-cooled machines, 50hz. For technical data of water-cooled machines, please contact your local salesforce.






DRIVEN BY TECHNOLOGY DESIGNED BY EXPERIENCE



CONTACT YOUR LOCAL  
ALUP REPRESENTATIVE



Care. Trust. Efficiency.

**Care.**

Care is what service is all about: professional service by knowledgeable people, using high-quality original parts.

**Trust.**

Trust is earned by delivering on our promises of reliable, uninterrupted performance and long equipment lifetime.

**Efficiency.**

Equipment efficiency is ensured by regular maintenance. Efficiency of the service organization is how Original Parts and Service make the difference.



[www.alup.com](http://www.alup.com)